



**DRAMA AND GROUP INTERPRETATION QUALIFIERS MANUAL**

**Information for schools qualifying for the  
Drama/Group Interpretation State Final held at**

**Sterling High School in Sterling, IL  
MARCH 22 & 23, 2024**



## **2024 State Drama / Group Interpretation Qualifiers Information Manual**

Table of Contents	1
Letter of Congratulations	2
Tournament Locations	3
Registration	4
Viewing the Performing Spaces	4
Parking for Buses, Trucks, & Cars	5-6, 10
Drama Performance Schedule	12
Drama Unloading Schedule	13
Drama Unloading Instructions	14
Drama Information	14-16
Drama Theater Instruments	17-19
Drama Stage layout	18
Drama Theater Set Storage Pictures	8
Drama Dressing Rooms	9
Group Interpretation Performance Schedule	20
Group Interpretation Information	21-22
Group Interpretation Cast Plot Sheet	23
Group Interpretation School Map	11
Group Interpretation Homerooms	3



Dear Qualifying Schools,

On behalf of the Illinois High School Association Board of Directors, the IHSA staff and the IHSA member schools, it is my pleasure to congratulate you and welcome you to the IHSA state drama/group interpretation competition.

A special welcome and congratulations are extended to all the participants of this year's competition. You should be commended for your hard work, practice and dedication which enable you and your school to achieve this success. I also want to specifically welcome and congratulate the directors of all of the qualifying schools who have trained and prepared the students to reach this level of performance.

The State Tournament Committee providing leadership and expert advice on the administration of the tournament consists of:

Tom Witting, Burbank (Reavis) - *Committee Manager*  
Cheryl Frazier, Richton Park (Southland College Prep Charter)  
Nicole Hendricks, Bensenville (Fenton)  
Ken Carter, Chatham (Glenwood)  
Mike Badger (Richards)  
Tim Schlegel (Sterling)  
Sectional Managers

The members of the state final committee work tirelessly to assure that your experience at the state series is the best possible. Of course, with any competition we do want to remind you of a few things:

1. Be organized and prompt
2. Adhere to all time requirements
3. Show respect to all
4. Adhere to the terms and conditions of the contest

Please read this manual carefully as it will address most of your questions about the facilities and the tournament. PLEASE NOTE THE VIEWING TIMES, UNLOADING, REGISTRATION AND PARKING. If you do have questions, you may certainly contact any member of the committee, Glenwood High School, or the IHSA.

The IHSA believes that interscholastic activities enrich the educational experience, and we trust you will carry this mission into the State Drama/Group Interpretation tournament.

See you at State!

Sincerely,

Susan M. Knoblauch  
Assistant Executive Director – IHSA

The information contained in this manual reflects plans that have been made to provide your school an outstanding State Tournament experience. Please remember, such things as inclement weather or on-site problems occurring during the tournament may make it necessary for the State Final Tournament Committee and/or the State Final Manager/Sterling High School to make adjustments.

## IMPORTANT TOURNAMENT LOCATIONS

**Registration - Information:** Commons at end of 4<sup>th</sup> Ave  
**Tournament Headquarters:** Tim Schlegel's Office, up the stairs to the right from the commons.  
**Judges' Rooms:** DRAMA: Sterling High School Band Room  
 GROUP INTERPRETATION: Challand Middle School Orchestra Room

**Drama Competition:** Sterling High School Centennial Auditorium  
*Dressing rooms (SHS) are available only during the session when the performance is scheduled. Assignments will be made at the tournament.*

Dressing Room 1  
 Dressing Room 3 (Classroom 149)

Dressing Room 2

### **Group Interpretation Competition (At Challand Middle School Small Gym):**

Prelims-Groups A & B (Fri.) and Finals (Sat.) - Challand Middle School Small Gym  
 Warm-up Space: Challand Middle School Choir Room  
 Performance Room: Challand Middle School Small Gym  
 Group Interpretation Homerooms:

#### (Group A – Session 1 Friday)

GI Show	#1 - Room 129	#4 - Room 126
	#2 - Room 130	#5 - Room 124
	#3 - Room 132	

#### (Group A – Session 2 Friday)

GI Show	#6 - Room 129	#8 - Room 132
	#7 - Room 130	#9 - Room 126

#### (Group B – Session 3 Friday)

GI Show	#10 - Room 129	#13 - Room 126
	#11 - Room 130	#14 - Room 124
	#12 - Room 132	

#### (Group B – Session 4 Friday)

GI Show	#15 - Room 129	#17 - Room 126
	16 - Room 130	#18 - Room 124

#### (GI Finals Saturday)

GI Show	#1 - Room 124	#4 - Room 130
	#2 - Room 126	#5 - Room 132
	#3 - Room 129	#6 - Room 124
	#7 - Room 126 if necessary for ties	

## **REGISTRATION & VIEWING**

### **REGISTRATION**

Thursday, March 21<sup>st</sup>, 2024

6:00 p.m. to 7:00 p.m.

Sterling High School Commons (at the end of 4<sup>th</sup> Ave)

Checks for \$100 for a drama entry and \$100 for a group interpretation entry must be made at this time payable to Sterling High School. You will receive any additional pertinent information at registration.

### **DRAMA VIEWING – Sterling High School Centennial Auditorium**

Thursday, March 21<sup>st</sup>, 2024

6:00 p.m. to 7:00 p.m. - Technical Directors, Directors, Light and Sound Board\*

7:00 p.m. to 7:15 p.m. - Tech Crews

\*Questions answered for Technical Directors, Directors, Light and Sound Board Operators ONLY - no tech crews or actors will be allowed onstage at this time.

Tech crews will be given a demonstration of lighting & sound equipment, but there will be no “hands on” opportunity for individual schools at this time. “Hands on” time will be during the 15 minutes assigned to each show during the loading/unloading schedule.

NO DRAMA SETS WILL BE UNLOADED ON THURSDAY OR FRIDAY NIGHTS.  
FOLLOW THE ASSIGNED SCHEDULE FOR UNLOADING.

### **GROUP INTERPRETATION VIEWING – Challand Middle School Small Gym**

Thursday, March 21<sup>st</sup>, 2024

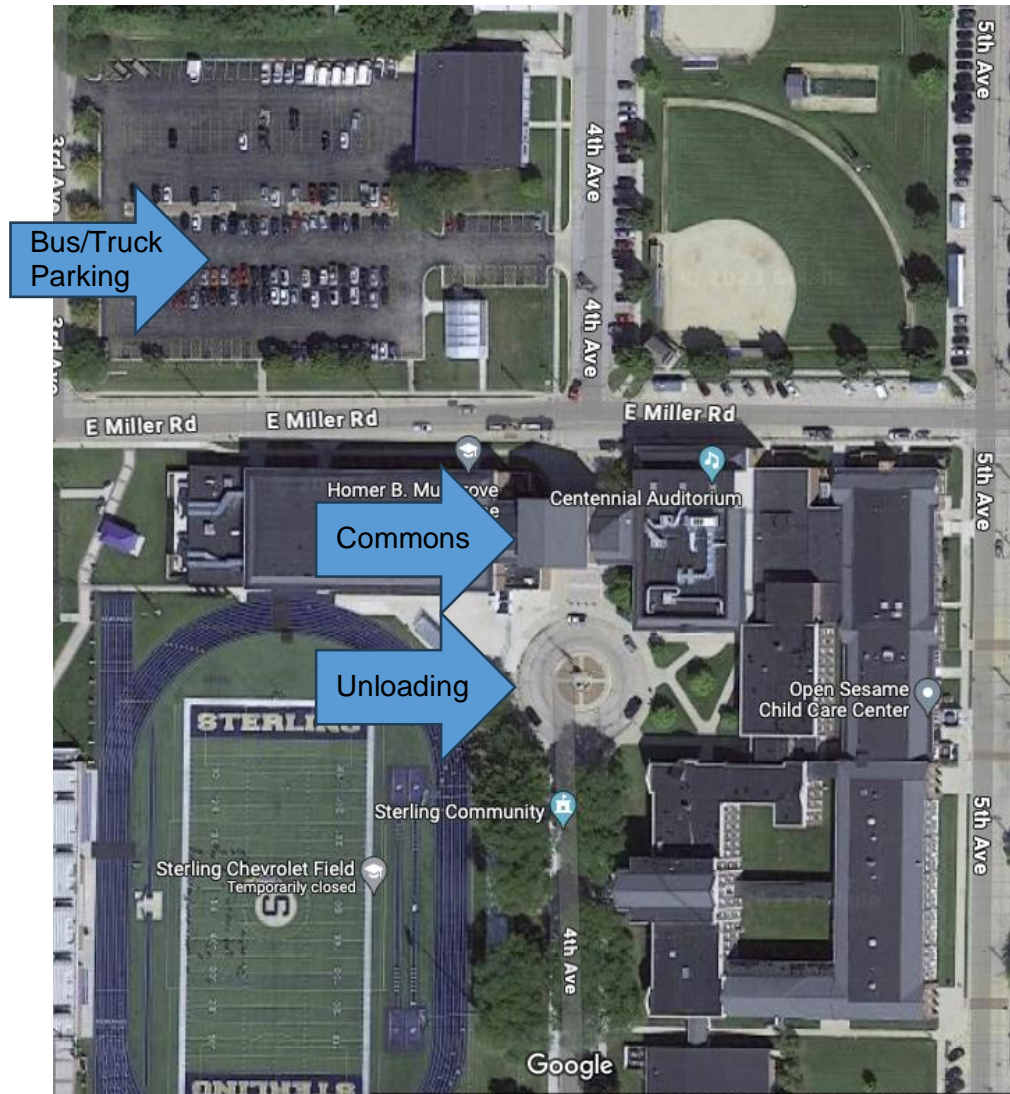
6:00 p.m. to 7:00 p.m.

Each GI group shall be allowed to enter the performance area to do a brief acoustic check during this time.

This check may only be done from 6:00 p.m. – 7:00 p.m. on Thursday, March 21<sup>st</sup> and a State Committee Member must be present.

## PARKING INSTRUCTIONS

**Student Unloading:** All buses should unload competing students at the commons entrance in the 4<sup>th</sup> Ave cul de sac. (This is on the south side of the high school off LeFevre. Buses should then proceed around the school and park in the parking lot between 4<sup>th</sup> and 5<sup>th</sup> Ave.



**Drama set unloading and parking:** East Miller Rd will be closed to thru traffic. Barricades will be in place. Trucks for the 3 shows unloading will enter the barricaded area and show number 3 will unload first, followed by show 2, followed by 1. Trucks may stay in the barricaded area until their show finishes loading out. **NOTE: Make sure all drivers are well versed in backing up a truck into an enclosed loading dock.**



## Loading Dock:


Loading dock door is 14' high and will accommodate all trucks. Loading dock is stage height (43" raised from street) and is equipped with an adjustable floor plate to lay over the gap between truck and stage.





**Set Storage: 336 square feet will be provided in each area. All areas will be cleared of debris.**

Show 3 will store in the Scene Shop.



Show 2 will store on Stage Right.



Show 1 will store on Stage Left.



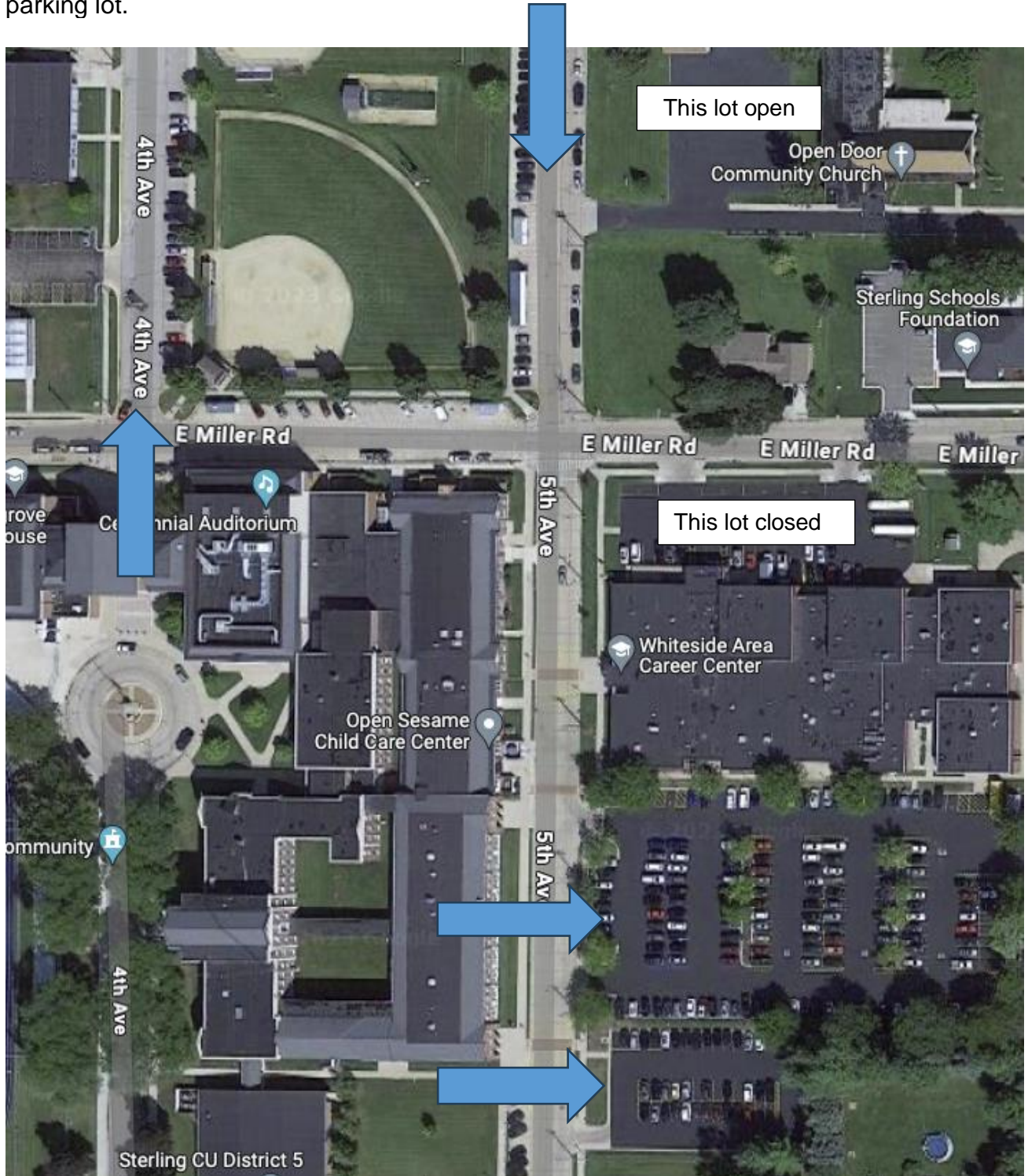
## Drama Dressing Rooms:

Sterling High School be using 2 full sized dressing rooms and 1 classroom for the Drama Competition. The 2 full sized dressing rooms are equipped with mirrors, sinks, and restroom. The classroom has a sink and mirror. A restroom is close to classroom.



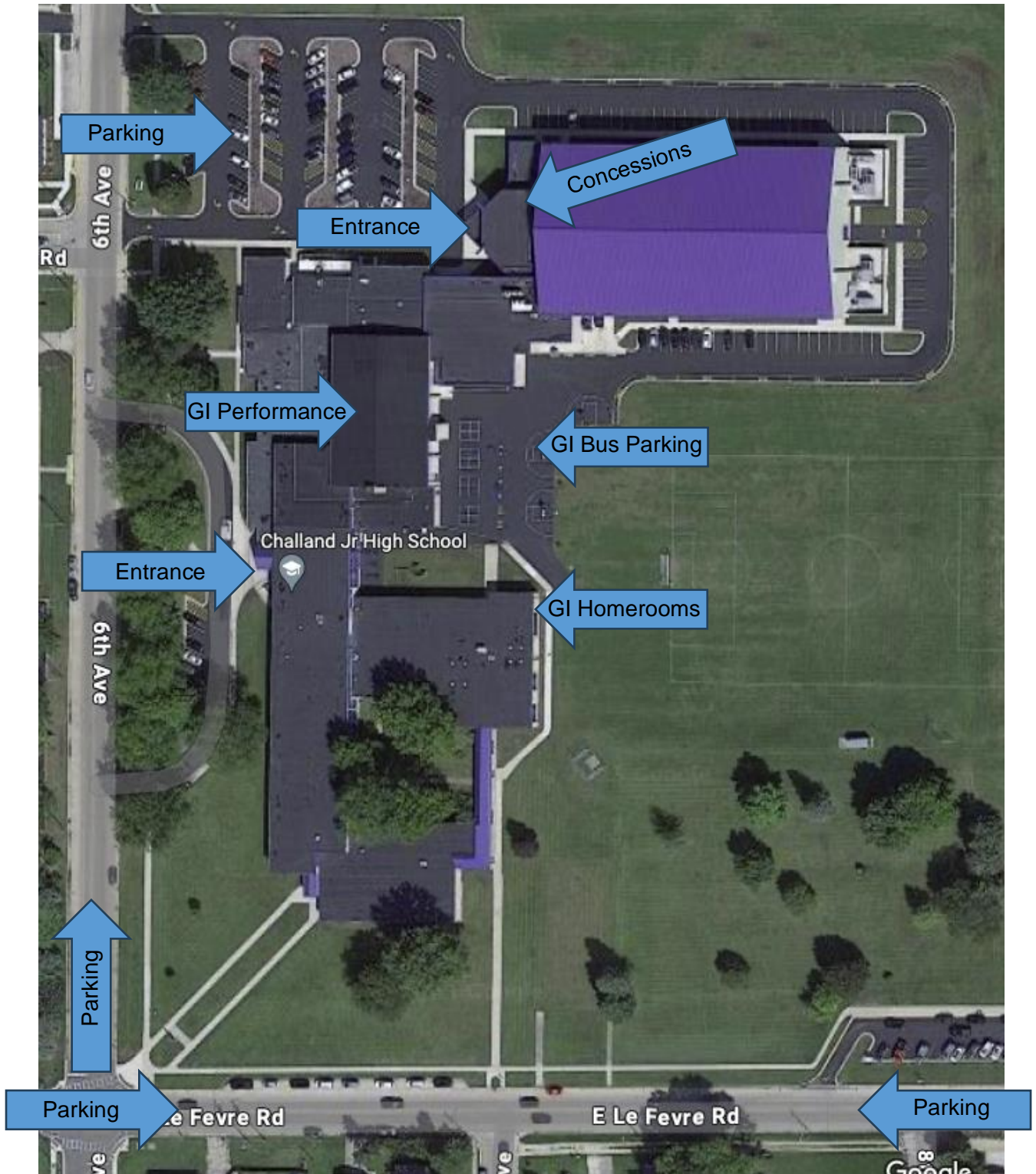
**Parking at Sterling High School:**

Sterling High School offers parking options **North** and **East** of the high school. Two Parking lots off 5<sup>th</sup> Ave. All of 4<sup>th</sup> and 5<sup>th</sup> Ave by the high school, and 6<sup>th</sup> Ave by Challand Middle School have street parking. Open Door Community Church has also offered their parking lot.



### Group Interpretation at Challand Middle School:

Challand Middle School offers parking options. One Parking lot off 6<sup>th</sup> Ave at the school. All of 6<sup>th</sup> Ave offers street parking. GI Bus parking area in back of Challand may not accommodate charter buses. They will need to drop off in the front.



# **2024 DRAMA PERFORMANCE SCHEDULE**

**Sterling High School**  
**1608 4<sup>th</sup> Ave., Sterling, IL 61081**  
**Phone: 815-625-6800**  
**Auditorium: 815-622-3542**

Auditorium contact: Tim Schlegel, Event Manager – Sterling High School  
Cell: 815-499-2721 Office: 815-622-3542 tschlegel@sps5.org  
Auditorium Technical Director: Kyle Morgan -- Sterling High School  
Cell: 847-792-1990 Office: 815-622-2880 kmorgan@sps5.org

## **Friday, March 22, 2024**

### **Session One – Friday Morning**

8:30 a.m. PLAY 1  
9:45 a.m. PLAY 2  
11:00 a.m. PLAY 3

### **Session Two – Friday Afternoon**

1:30 p.m. PLAY 1  
2:45 p.m. PLAY 2  
4:00 p.m. PLAY 3

### **Session Three – Friday Evening**

6:30 p.m. PLAY 1  
7:45 p.m. PLAY 2  
9:00 p.m. PLAY 3

## **Saturday, March 23, 2024**

### **Session Four – Saturday Morning**

8:30 a.m. PLAY 1  
9:45 a.m. PLAY 2  
11:00 a.m. PLAY 3

NOTE: On Saturday, all drama directors meet in the SHS Auditorium at approximately 1:15 p.m. (or as soon as the last Group Interp. & Contest Play have concluded) for awards directions.

House Capacity: The Sterling High School Auditorium has seating available for 844 people. During competition, several rows in front of the judging area will not be available for seating.

## **DRAMA UNLOADING SCHEDULE**

### **FRIDAY – MARCH 22**

#### **SESSION ONE**

7:00 a.m.

Director meeting (morning directors only)

7:15 a.m.

Play 3 (11:00 a.m. Performance) Unloads

Play 1 (8:30 a.m. Performance) Sets light and sound cues

7:30 a.m.

Play 2 (9:45 a.m. Performance) Unloads-leave truck at dock

Play 3 (11:00 a.m. Performance) Sets light and sound cues

7:45 a.m.

Play 1 (8:30 a.m. Performance) Unloads-leave truck at dock

Play 2 (9:45 a.m. Performance) Sets light and sound cues

8:00 a.m.

Stage cleared except for personnel of Play 1

### **FRIDAY – MARCH 22**

#### **SESSION TWO**

12:00 Noon

Director meeting (afternoon directors only)

12:15 p.m.

Play 3 (4:00 p.m. Performance) Unloads

Play 1 (1:30 p.m. Performance) Sets light and sound cues

12:30 p.m.

Play 2 (2:45 p.m. Performance) Unloads-leave truck at dock

Play 3 (4:00 p.m. Performance) Sets light and sound cues

12:45 p.m.

Play 1 (1:30 p.m. Performance) Unloads-leave truck at dock

Play 2 (2:45 p.m. Performance) Sets light and sound cues

1:00 p.m.

Stage Clear except for personnel of Play 1

### **FRIDAY – MARCH 22**

#### **SESSION THREE**

5:00 p.m.

Director meeting (evening directors only)

5:15 p.m.

Play 3 (9:00 p.m. Performance) Unloads

Play 1 (6:30 p.m. Performance) Sets light and sound cues

5:30 p.m.

Play 2 (7:45 p.m. Performance) Unloads-leave truck at dock

Play 3 (9:00 p.m. Performance) Sets light and sound cues

5:45 p.m.

Play 1 (6:30 p.m. Performance) Unloads-leave truck at dock

Play 2 (7:45 p.m. Performance) Sets light and sound cues

6:00 p.m.

Stage Clear except for personnel of Play 1

### **SATURDAY – MARCH 23**

#### **SESSION FOUR**

7:00 a.m.

Director meeting (morning directors only)

7:15 a.m.

Play 3 (11:00 a.m. Performance) Unloads

Play 1 (8:30 a.m. Performance) Sets light and sound cues

7:30 a.m.

Play 2 (9:45 am Performance) Unloads-leave truck at dock

Play 3 (11:00 am Performance) Sets light and sound cues

7:45 a.m.

Play 1 (8:30 am Performance) Unloads-leave truck at dock

Play 2 (9:45 am Performance) Sets light and sound cues

8:00 a.m.

Stage Clear except for personnel of Play 1

## **DRAMA UNLOADING INSTRUCTIONS**

**UNLOADING:** All trucks will be backed up into the loading dock. Loading dock is stage height (43" raised from street) and is equipped with an adjustable floor plate to lay over the gap between truck and stage. Schools must follow the assigned loading schedule.

Trucks will enter the barricaded area on East Miller Road and wait for their turn to back into the loading dock.

Truck loading, set-up, and strike should be practiced. Cooperation is needed to avoid any time restrictions. The competition is on a rigid time schedule. Organization and courtesy are crucial. Time is lost when trucks are not ready at the loading areas to load or to unload. PLEASE practice backing up your truck so that there can be three trucks ready in the loading areas.

Schools must unload at the specified time. No unloading is allowed on Thursday or Friday evenings.

**SET STORAGE:** Contest Play 3 will be stored in the scene shop. Contest Play 2 will be stored Stage Right. Contest Play 1 will be stored in front of the fly System on Stage Left. Spaces to prop up set items in the Scene Shop and Storage space 1 will be provided. The timed set-up will begin from the designated placement of the sets in their storage areas. Sets must fit within the designated areas.

**PRE-PERFORMANCE LOAD IN:** Schools will have a total maximum of fifteen (15) minutes of elapsed time to unload their vehicle(s) and store their entire set in a designated storage area. Scheduled time will be available to set and to record light cues during the load in times. Schools will also have usual set-up times prior to performance to finish setting light cues.

**SET-UP FOR PERFORMANCE:** Schools shall have a total maximum of twenty (20) minutes elapsed time in which they must both setup and strike the staging and set for performance (e.g. If sixteen (16) minutes are used to set up, then four (4) minutes are available for striking). Set up and strike time shall include any adjustment, addition or removal of lighting instruments and focusing projections on the cyc wall. When the set up is complete, the director may call for the cyc wall to be lowered, exposed, and may focus any effect to be used on that wall. The clock will NOT be stopped during this set-up time.

**SET STRIKE:** At the completion of each show, the sets, props, etc. of that show must be moved quickly across the designated strike line. After each school's strike, the school will be allowed five (5) minutes to move the set over the line through the assigned stage exit.

**SET LOAD-OUT:** All set pieces should be moved through the assigned stage exit door within 5 minutes. The truck should be moved and parked immediately after loading. FAILURE TO COMPLY WITH THIS PROCEDURE IS THE MAJOR REASON FOR DELAYS.

If a school violates times, judges will be advised that your show's load out has caused the next show to be late. Judges will be informed of the cause of any show's delays and can take that into consideration for rankings.

### **DIRECTORS' MEETING**

**Drama Director Meeting:** There will be a **mandatory** director's meeting with contest personnel and stage managers (stage right) prior to each session.

## **SAFETY CHECK**

THE STERLING HIGH SCHOOL STAFF AND STAGE MANAGERS RESERVE THE RIGHT TO STOP A SET-UP OR TEAR DOWN AT ANY TIME FOR DAMAGING SITUATIONS OR DANGEROUS PRACTICES.

Each school may call for a safety check after its set is up. However, this check should be made only if there is a possibility of a failure in the power source or if there is the possibility of danger to the general welfare of the cast, crew or audience. This check may only be called by the director of the show or by the Sterling High School personnel.

The safety check cannot be used to move props, readjust lights or sound levels, or do anything that relates to the set-up of the play. If a power failure occurs or a dangerous situation arises, the IHSA State Final Committee members and Sterling High School Event Manager will decide the necessary course of action.

Following this non-timed check, the set-up timing watches will be started again to permit the stage crew to make further adjustments within the time limit.

Practice set-up, striking and re-packing trucks under timed conditions. A great deal of damage can be done to the stage floor by groups scooting set pieces offstage. You may want to consider castors or wagons to move set pieces safely, quickly, and efficiently.

## **STAGE DIMENSIONS**

- Proscenium opening is 50' wide and 18'2" high.
- Playing space will be 24' deep by 40' wide

## **STAGE REGULATIONS**

No major set building or painting will be allowed in the theatre or on stage.

Items cannot be nailed, taped, glued, pinned or attached in any way to any curtain, floor, wall, orchestra shell or ceiling. Glitter that does not readily adhere on the face, hair, costume or body is not allowed. Glitter may only be used if laminated or sealed. Sequins not firmly attached to costumes are expressly forbidden.

Scenery and properties must be fireproofed before they are brought into the theatre. Open flames will not be permitted.

## **DRAMA POINTS OF EMPHASIS**

1. One state tournament committee member will always be backstage to assist.
2. Unloading times will be strictly followed. If a school is not present to unload its set at its scheduled time, the next school will unload, and the tardy school will have to wait until the end of that unloading period.
3. The pit area will be raised but NOT available as an acting area. Lights will not be adjusted to light the pit area.
4. All costumes and make-up should be taken to the assigned dressing room areas during the scheduled unloading period. There is access to these rooms during performances.
5. One person should be left to supervise any costumes and personal items left in the dressing rooms.
6. Each school is responsible to clean up their assigned dressing rooms after performing.



7. When a show is in progress, directors are responsible for maintaining QUIET in the dressing rooms.
8. Keep all areas clean and be polite and professional throughout the entire competition.
9. There is no public videotaping, photography, or recording allowed.
10. Fire Policy: No flames, fireworks, or pyrotechnics may be used. No scenery, props or platforms can cross the fire curtain line to prevent its full operation.

### **DRAMA RULES AND LIMITATIONS**

1. The competition shall be run under the terms and conditions of the IHSA. Please refer to your IHSA Drama/Group Interpretation manual for specific competition rules:

<https://www.ihsa.org/documents/dgi/2023-24/T&C/drama-t-and-cs.html>

2. Contest plays shall have a maximum of twenty minutes elapsed time in which to both set-up and to strike their staging and set. Set-up and strike time shall include any adjustment to, any addition to or removal of lighting instruments. Any group exceeding this time limit shall automatically be dropped one rank for each 30 seconds of overtime.
3. The director must notify the onstage timers when the set-ups and strikes begin and end.
4. RUNNING is prohibited during set-up or strike. Appropriate shoes must be worn at all times.

5. Additional SHS/CMS equipment may not be used unless otherwise noted on the technical information pages.
6. The grand drape will only be used as a border. All masking, including positioning of the grand drape, will take place once set-up is complete.
7. Each school is responsible for the clean-up of its own areas (set storage areas, stage, and dressing rooms). Brooms can be provided.
8. Be courteous and polite to all working staff. It takes many hands to assist with a competition of this magnitude and we understand that competition can create a sense of nervousness for all, however we ask that all IHSA member schools show the SHS staff and all volunteers and workers that we appreciate the opportunity to perform in the SHS Auditorium.
9. To allow the Drama State Champion an opportunity to perform at awards, the first place award winning show will set up at approximately 1:30 p.m. on Saturday behind the grand drape. The performance shall begin immediately after the Group Interpretation State Champion performance and then be followed by the IHSA Awards Ceremony.
10. Each school is responsible for the security of its own property. SHS/ CMS, IHSA, or any personnel involved with the management and operation of the competition may not be held responsible for lost or stolen items.

# 2024 IHSA Drama Competition Sterling High School Technical Information

## **Sound:**

House audio system will be provided to all participating schools  
Audio System consists of Left, Right, plus Subwoofers  
Mixing console is a Yamaha CL5  
All inputs are XLR  
3.5mm (Headphone cord) to XLR (Stereo) will be available for use at mix position  
Audio Mix position is located at top house right, in the house with full view of the stage  
4 XLR lines from stage right or left to mixer are available

## **Communication (Com) System:**

Telex com system (running in unbalanced, Clear-com mode) throughout the auditorium  
Following Locations will have a hardwired com with a 50' cord:  
USR  
USL  
2 Com in the lighting booth  
1 Com at audio

## **Lighting:**

Provided Lighting Console will be an ETC Ion XE, with 20 motorized faders  
Please see attached papers for lighting layout  
Lighting Booth is in the back of the house in a separate room next to audio  
Lighting Booth has full view of the stage

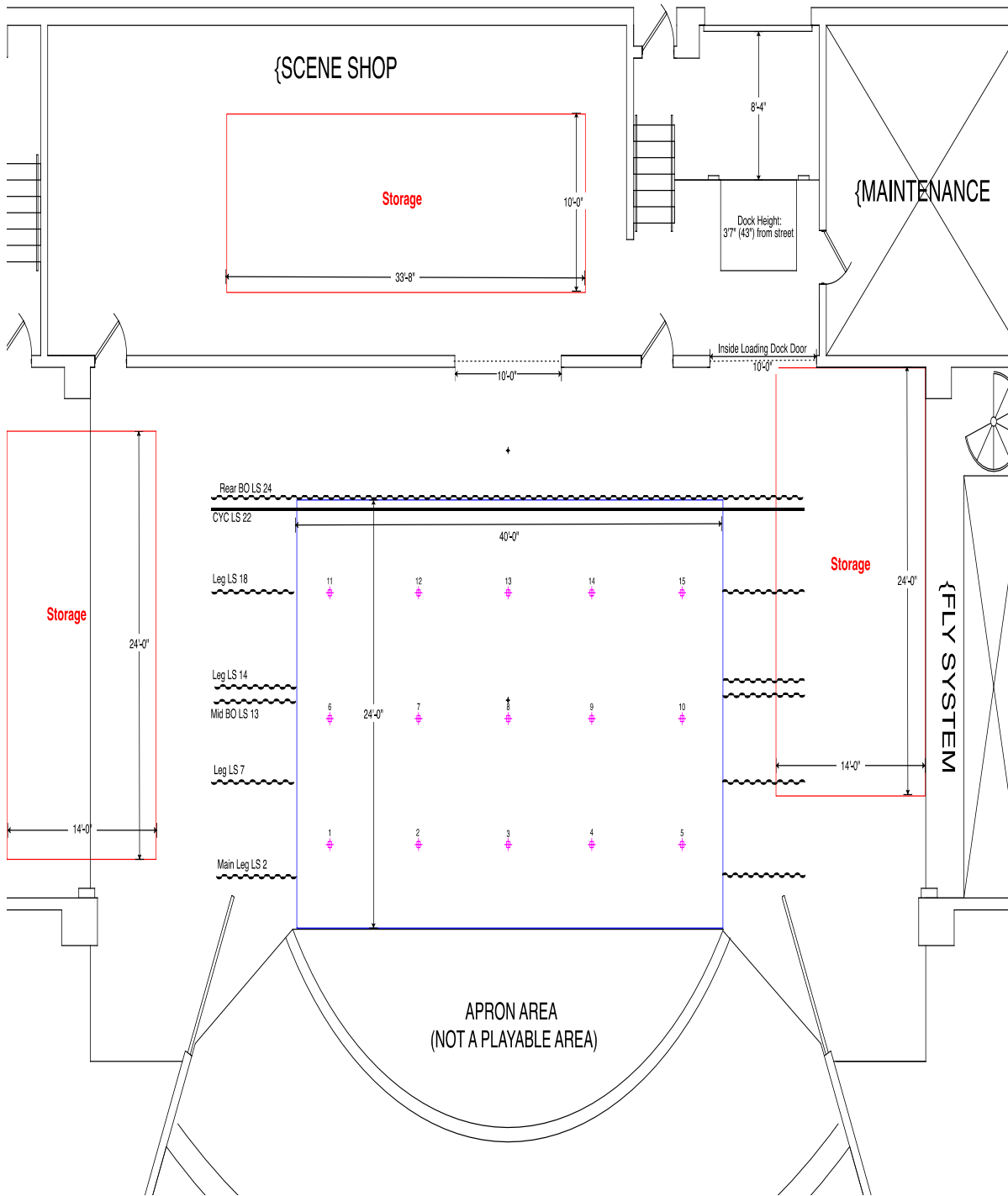
## **Stage Dimensions:**

Playing space will be 24' deep by 40' wide  
Proscenium is 50' wide x 18' 2" tall  
Mechanical room is not available for use

## **Drapes / fly system:**

24 line set (LS) house  
Fly system lock rail stage left  
Legs are 10' wide x 18' high  
Borders are 80' wide x 5' high  
Cyc is 60' wide x 18' high  
Travelers are 80' wide x 18' 2"  
  
LS 1 - Grand Drape - Flys (Used only as a border)  
LS 2 - Grand Legs - Flys and Runs (Can be pulled in to approximately 32' wide)  
LS 4 - 1st Electric  
LS 6 - Border - Flys  
LS 7 - Leg - Flys (Dead Hung)  
LS 9 - 2nd Electric  
LS 13 - Mid Blackout - Flys  
LS 14 - Leg - Flys (Dead Hung)  
LS 15 - 3rd Electric  
LS 17 - Border - Flys

Last updated: 11/25/23



**2024 IHSA Drama Competition – Sterling High School  
Channel to Area**

41	45	49	53	57
21	25	29	33	37
1	5	9	13	17

Warm Wash Channels

42	46	50	54	58
22	26	30	34	38
2	6	10	14	18

Cool Wash Channels

43	47	51	55	59
23	27	31	35	39
3	7	11	15	19

Down Wash Channels

44	48	52	56	60
24	28	32	36	40
4	8	12	16	20

Back Wash Channels

# 2024 GROUP INTERPRETATION PERFORMANCE SCHEDULE

## CHALLAND MIDDLE SCHOOL – SMALL GYM

### **PRELIMINARY PERFORMANCE TIMES**

**Friday, March 22, 2024**

#### **Group A**

#### **Group B**

##### **SESSION 1**

##### **SESSION 3**

1. 8:00 GI 1  
2. 8:40 GI 2  
3. 9:20 GI 3  
4. 10:00 GI 4  
5. 10:40 GI 5

2:45 GI 10  
3:25 GI 11  
4:05 GI 12  
4:45 GI 13  
5:25 GI 14

##### **SESSION 2**

##### **SESSION 4**

6. 11:50 GI 6  
7. 12:30 GI 7  
8. 1:10 GI 8  
9. 1:50 GI 9

6:40 GI 15  
7:20 GI 16  
8:00 GI 17  
8:40 GI 18

### **FINAL PERFORMANCE TIMES**

**Saturday, March 23, 2024**

8:30 a.m. Group Interpretation 1

9:20 a.m. Group Interpretation 2

10:10 a.m. Group Interpretation 3

11:00 a.m. Group Interpretation 4

11:50 a.m. Group Interpretation 5

12:40 p.m. Group Interpretation 6

(1:30 p.m. Performance 7 if ties)

**NOTE: ALL FINAL ROUND GROUP INTERPRETATION DIRECTORS – Please meet in STERLING HIGH SCHOOL AUDITORIUM at approximately 1:15 p.m. (or as soon as the last Group Interp & Contest Play have concluded) on Saturday, March 23 for awards direction and announcement of the state final champion to prepare for the final award performance.**

## STANDARDIZED GROUP INTERPRETATION SET INSTRUCTIONS

We will follow a 2/5 formula for timing of Group Interp. 2 minutes(Pre-set). 5 minutes(set-up, and strike)

### **PRE-PERFORMANCE SET MOVING:**

Groups will be allowed five (2) minutes to move the universal set pieces into the best set-up position behind the strike line or outside performance box as determined by the contest management.

**SET-UP FOR PERFORMANCE:** The time limit for the actual Group Interpretation set-up is 5 minutes and will begin upon a signal from the director/room chair. The clock may not be stopped during set-up or strike time unless the room chair sees a safety issue. The set-up time stops when the performance space is clear of all cast and crew. No acoustic checks can be done outside the set-up time. Directors will give the two timers opening and closing cues for their shows after set-up. Any universal set pieces not being used by a performing school will be placed in a designated storage area after set-up timing is completed by combined host/performing personnel – this will not be counted on official set-up timing. **NOTE: All set pieces must be used as designed with carpet facing up. Nothing can be placed on its side.**

**SET STRIKE:** ALL CREW/CAST SHOULD REMAIN IN THE GI PERFORMANCE SPACE AFTER THE PERFORMANCE TO STRIKE THE SET IMMEDIATELY AFTER THE CONCLUSION OF THE SHOW. Group Interpretation strike must be done within the remaining time from the set-up. **Remember: Set-up and strike is not to exceed 5 minutes.** Set strike will begin upon a signal

of the director/room chair. All set pieces must be moved behind the strike line before strike timing stops. Any group exceeding ANY of these time limits shall automatically be dropped one (1) rank per judge per 30 seconds overtime.

### **DIRECTOR'S MEETING**

**GROUP INTERPRETATION DIRECTOR MEETING:** A brief (5 min.) mandatory directors' meeting for all performances will be held prior to each group/session. **A director from each show MUST attend this meeting,** which will be conducted by a member of the State GI Committee. **Directors should bring five copies of the Group Interp. Cast Plot Sheet (showing performers' CLOSING positions and names) to this meeting.** The Cast Plot Sheet form is available in this manual and on the Drama/GI menu page at IHSA.org. At this meeting the Cast Plot Sheets will be turned in to the Room Chair/State Committee Member, and the State Committee Member will go over any updated information needed, as well as answer directors' questions. **The meeting will take place in the performance space.**

**Group A DIRECTORS MEETING will be held at 7:45 a.m. on Friday, March 22, 2024**

**Group B DIRECTORS MEETING will be held at 2:30 p.m. on Friday, March 22, 2024**

***NOTE: THERE IS NO DIRECTORS' MEETING ON SATURDAY MORNING PRIOR TO THE FINAL ROUND OF GI COMPETITION.***

### **GI POINTS OF EMPHASIS**

1. One state tournament committee member will always be available to assist with questions.

2. Tournament staff is not responsible for items left in homerooms.
3. Each school is responsible to clean up their assigned homeroom after performing.
4. Keep all areas clean and be polite and professional throughout the entire competition.
5. There is no public videotaping, photography, or recording allowed.

### **GI RULES AND LIMITATIONS**

1. The competition shall be run under the terms and conditions of the IHSA. Please refer to your IHSA speech manual for specific competition rules:  
<https://www.ihsa.org/documents/dgi/2023-24/T&C/drama-t-and-cs.html>
2. GI's will be allowed five (2) minutes to move universal set pieces into best position for pre-set up.
3. The time limit for GI's set-up is five (5) minutes.
4. RUNNING is prohibited during set-up or strike. Appropriate shoes must be worn at all times.

5. Additional SHS or CMS equipment may not be used unless otherwise noted.
6. Be courteous and polite to all working staff. It takes many hands to assist with a competition of this magnitude and we understand that competition can create a sense of nervousness for all, however we ask that all IHSA member schools show the CMS and SHS staff and all volunteers and workers that we appreciate the opportunity to perform at CMS and SHS.
7. To allow the GI State Champion an opportunity to perform at awards, the first place award winning show will set up at approximately 1:30 p.m. on Saturday in the AUDITORIUM to perform prior to the IHSA Awards.
8. Each school is responsible for the security of its own property. CMS, SHS, IHSA, or any personnel involved with the management and operation of the competition may not be held responsible for lost or stolen items.

# IHSA Group Interpretation Cast Plot Sheet

School: \_\_\_\_\_

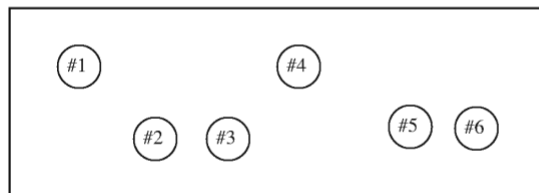
Prelim:    A            B            (Circle one)

Performance Name: \_\_\_\_\_

Time of Performance:   a.m.        p.m.



EXAMPLE:



**Directions:**

To aid State Final judges in associating names and faces with performances in the selection of the All-State Group Interpretation Cast members, each school qualifying a Group Interpretation performance for the State Final is requested to **complete this form**, showing the position of all readers as they are when they announce their names to the judges (per example at right), and **have five copies ready for distribution, one to each State Final judge, at the beginning of its Group Interpretation performance at the State Final.**

- Key:  
 #1 Mary Smith  
 #2 John Jones  
 #3 Jane Brown  
 #4 John Doe  
 #5 Sam Green  
 #6 Sally Black

---

Draw in and list performers from Stage Right

Key:

- |    |     |
|----|-----|
| #1 | #8  |
| #2 | #9  |
| #3 | #10 |
| #4 | #11 |
| #5 | #12 |
| #6 | #13 |
| #7 | #14 |

If there are more than 14 performers please list them on the back of the sheet.



